

## PRODUCT TECHNICAL DATA SHEETS

### Tariff Position

6405.90.00.00

### Manufacture and Origin Country

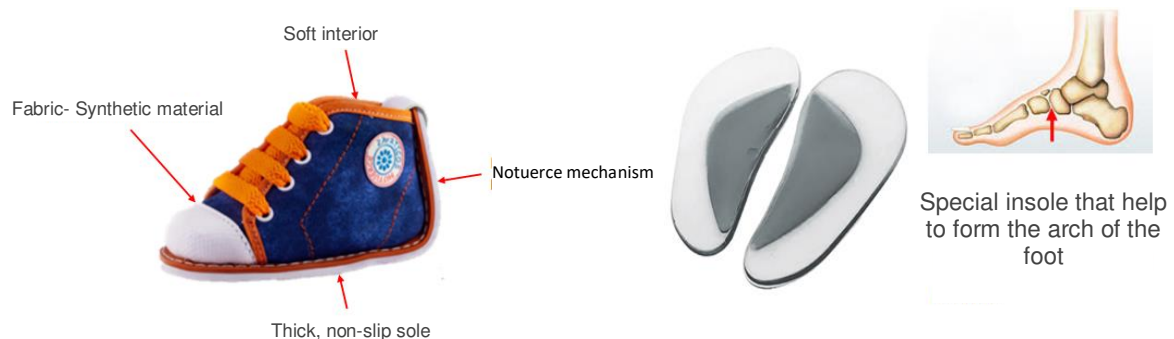
100% Colombian.

### Fabrication process

Handmade

### Shoes, Tennis and Sandals Features

- Fabric- Synthetic material
- Special arch-forming insole
- Reinforcement on the outside does helps the baby to not twist their feet
- Product tested by orthopedists and physical therapists
- Shoes that help provide stability when taking their first steps.
- Soft interior
- Exterior and interior design together with its special insole that help to form the arch of the foot
- Thick, non-slip sole
- Healthy Notuerce shoes help and prevent carcass sprains, flat feet, spinal and hip problems.
- Product tested by orthopedists and physical therapists



## Boots Features

- Fabric- Synthetic material
- Can get light or dark sole
- They are appropriate to insert the orthopedic prescribed insoles if necessary.
- They are high-waisted boots that help in the formation of the spine, hips, and knees.
- They can be used without a template without any problem, it helps in the same way.
- They are ideal after operations of clubfoot, spine or hip dysplasia
- Product tested by orthopedists and physical therapists
- Tapitap Boots help with stability when walking, especially for the babies first steps
- Soft interior
- Thick and flexible sole

## Washing Recommendations

- In shoes that have metal; be it for sconces, accessories or laces, “**They should not**” have contact with water.
- It is recommended with a cream eraser to clean the shoes in a very soft way on fabric, sole and leather (Does not apply to Tapitap Boots as they can be bleached)
- It is not recommended to use brushes or other elements that can alter, scratch, peel or lift the skin of the shoes.
- It is not recommended to leave any shoe to soak or in water.
- It is not recommended to wash any shoe in the washing machine, or to use a dryer, bleach or other chemical or abrasive substances.
- In any shoe (tennis, sandals, boots or material shoes) remove excess dirt with a damp cloth “**Not soaked**” with soda or warm soapy water very gently.

## Sizes

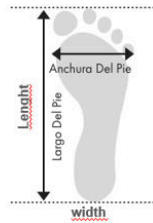
**Size 17 to 22**

**Size 19 a la 26**

### Size Guide Tapitap Shoes

Age (Approx*)	Lenght cms	Brand Size
4 a 7 months	10.5 cm	17
7 a 9 months	11 cm	18
9 a 11 months	12 cm	19
11 a 15 months	12.5 cm	20
15 a 18 months	13 cm	21
18 a 24 months	14 cm	22

\* Always measure your baby's feet  
**Note:** If you want to order one size more you can do it. One (1) cm is your adult toe horizontally to leave a space between the toes and the shoe, in this way and with the table you can base yourself to make the foot measurement.

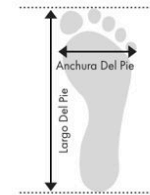


**How to correctly measure your baby feet::**

Use a ruler to measure the length from the heel to the longest toe.

### Size Guide Tapitap Boots

Age (Approx*)	Lenght cms	Brand Size
9 to 11 months	12 cm	19
11 to 15 months	12.5 cm	20
15 to 18 months	13 cm	21
18 to 24 months	14 cm	22
24 to 30 months	15 cm	23
30 to 36 months	16 cm	24
36 to 42 months	17 cm	25
42 to 48 months	18 cm	26



**How to correctly measure your baby feet::**

Use a ruler to measure the length from the heel to the longest toe.

\* Always measure your baby's feet  
**Note:** If you want to order one size more you can do it. One (1) cm is your adult toe horizontally to leave a space between the toes and the shoe, in this way and with the table you can base yourself to make the foot measurement.

## Measurements

**Applies to Shoes, Tennis and Sandals**  
**Weight: 0.25 Kg approx.**



**Applies to Boots**  
**Weight: 0,3 Kg approx.**



**Note:** measurements taken from a shoe size 22 and boot size 26